

# Adapter IECEx-ATEX, BNC, IP 66 / 68, nickel plated brass



## ANAMET IECEx-ATEX BARRIER ADAPTER FITTING, TYPE BNC AND BAC, NICKEL PLATED BRASS

Type BNC IECEx-ATEX approved nickel plated brass barrier adapter fitting, male one side, female other side, is used with a flexible metal conduit to provide protection to an unarmoured cable (stripped), when a barrier 45° or 90° solution is needed. Connection to an Anaconda conduit is made with a standard male, 45° or 90° Anaconda swivel or fixed fitting which is screwed into the female thread of the adapter. Since BNA cable-hose fittings are available only till 1.1/4", the BNC 1.1/2" to 3" adapters in combination with Anaconda standard fittings can be used when larger sizes are required. Typical applications include motors, transformers, control equipment, Ex enclosures, terminal boxes and components etc., in the chemical and petrochemical, oil and gas, wood processing, bulk handling and food and pharma industries. Also available in a version for armoured cable (type BAC, pages 7 - 50 till 7 - 51). On demand the version with silicone seal for high temperatures is also available.

### Material & Construction:

**Construction:** Nickel plated brass fitting, consisting of 6 parts (female body, (double) pressure ring, sealing rubber, barrier container and male body). Separately, a 2 component epoxy resin is supplied for creating the barrier.




**Material:** Female body, pressure ring, barrier container and male body are nickel plated brass and sealing rubber is from EPDM. Also

available in stainless steel AISI-316.

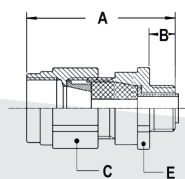
**Temperature:** -40 °C till +100 °C continuous. With silicone sealing rubber -60 °C till +150 °C continuous.

**Protection class:** Standard is IP 66, with a flat seal between body and switchbox IP 68.

**Colour:** Metal coloured.

For unarmoured cable (stripped), IECEx-ATEX certified and marked;  
 RCN (type) (thread size) IECEx INE 10.0010X Ex d/e I Mb IIC Gb Ex tb IIIC Db  
  0080 INERIS 06ATEX0014X I M2 / II 2 GD, IP 66 / IP 68

BNC, ISO, IECEx-ATEX barrier adapter fitting, nickel plated brass, EPDM and epoxy seal (-40 °C till +100 °C)



THREAD OUTER ISO	THREAD INNER NPT	CLAMPING RANGE (MM)	DIMENSIONS IN MM					STANDARD PACKAGE	ARTICLE NUMBER	WEIGHT (KG/100)
			A	B	C	D	E			
M20 x 1,5	NPT 1/2"	5,5 - 8	63	15	32	-	30	10	823.812.0	17,4
M20 x 1,5	NPT 1/2"	8 - 10,5	63	15	32	-	30	10	823.813.0	17,4
M20 x 1,5	NPT 1/2"	10,5 - 13	63	15	32	-	30	10	823.814.0	17,4
M25 x 1,5	NPT 3/4"	10,5 - 13	63	15	36	-	35	5	823.815.0	20,6
M25 x 1,5	NPT 3/4"	13 - 15,5	63	15	36	-	35	5	823.818.0	20,6
M25 x 1,5	NPT 3/4"	15,5 - 18	63	15	36	-	35	5	823.819.0	20,6
M32 x 1,5	NPT 1"	15 - 18	76	15	45	-	42	5	823.823.0	35,6
M32 x 1,5	NPT 1"	18 - 21	76	15	45	-	42	5	823.824.0	35,6
M32 x 1,5	NPT 1"	21 - 24	76	15	45	-	42	5	823.825.0	35,6
M40 x 1,5	NPT 1.1/4"	21 - 24	79	15	50	-	48	2	823.829.0	43,1
M40 x 1,5	NPT 1.1/4"	24 - 27	79	15	50	-	48	2	823.830.0	43,1
M40 x 1,5	NPT 1.1/4"	27 - 30	79	15	50	-	48	2	823.831.0	43,1
M50 x 1,5	NPT 1.1/2"	30 - 33	79	15	57	-	55	2	823.843.0	56,8
M50 x 1,5	NPT 1.1/2"	33 - 36	79	15	57	-	55	2	823.844.0	56,8
M63 x 1,5	NPT 2"	36 - 39	80	15	68	-	68	2	823.851.0	78,4
M63 x 1,5	NPT 2"	39 - 42	80	15	68	-	68	2	823.852.0	78,4
M63 x 1,5	NPT 2"	42 - 45	80	15	68	-	68	2	823.853.0	78,4
M75 x 1,5	NPT 2.1/2"	45 - 48	91	15	80	-	80	1	823.854.0	112,4
M75 x 1,5	NPT 2.1/2"	48 - 51	91	15	80	-	80	1	823.855.0	112,4
M75 x 1,5	NPT 2.1/2"	51 - 54	91	15	80	-	80	1	823.856.0	112,4
M90 x 2	NPT 3"	54 - 58	103	20	102	-	100	1	823.857.0	223,5
M90 x 2	NPT 3"	58 - 62	103	20	102	-	100	1	823.858.0	223,5

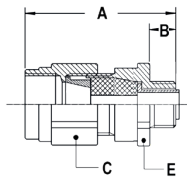
## ADAPTER IECEX-ATEX, BNC, IP 66 / 68, NICKEL PLATED BRASS

For unarmoured cable, IECEX-ATEX certified and marked;

▲ RCN (type) (thread size) IECEX INE 10.0010X Ex d/e I Mb IIC Gb Ex tb IIIC Db

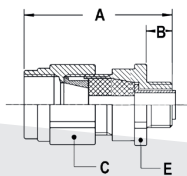
Ex CE 0080 INERIS 06ATEX0014X I M2 / II 2 GD, IP 66 / IP 68

BNC, NPT, IECEX-ATEX barrier adapter fitting, nickel plated brass, EPDM and epoxy seal (-40 °C till +100 °C)



THREAD OUTER NPT	THREAD INNER NPT	CLAMPING RANGE (MM)	DIMENSIONS IN MM					STANDARD PACKAGE	ARTICLE NUMBER	WEIGHT (KG/100)
			A	B	C	D	E			
NPT 1/2"	NPT 1/2"	5,5 - 8	66	18	32	-	30	10	823.912.0	17,4
NPT 1/2"	NPT 1/2"	8 - 10,5	66	18	32	-	30	10	823.913.0	17,4
NPT 1/2"	NPT 1/2"	10,5 - 13	66	18	32	-	30	10	823.914.0	17,4
NPT 3/4"	NPT 3/4"	10,5 - 13	66	18	36	-	35	5	823.915.0	20,6
NPT 3/4"	NPT 3/4"	13 - 15,5	66	18	36	-	35	5	823.918.0	20,6
NPT 3/4"	NPT 3/4"	15,5 - 18	66	18	36	-	35	5	823.919.0	20,6
NPT 1"	NPT 1"	15 - 18	83	22	45	-	42	5	823.923.0	35,6
NPT 1"	NPT 1"	18 - 21	83	22	45	-	42	5	823.924.0	35,6
NPT 1"	NPT 1"	21 - 24	83	22	45	-	42	5	823.925.0	35,6
NPT 1.1/4"	NPT 1.1/4"	21 - 24	86	22	50	-	48	2	823.929.0	43,1
NPT 1.1/4"	NPT 1.1/4"	24 - 27	86	22	50	-	48	2	823.930.0	43,1
NPT 1.1/4"	NPT 1.1/4"	27 - 30	86	22	50	-	48	2	823.931.0	43,1
NPT 1.1/2"	NPT 1.1/2"	30 - 33	88	24	57	-	55	2	823.943.0	56,8
NPT 1.1/2"	NPT 1.1/2"	33 - 36	88	24	57	-	55	2	823.944.0	56,8
NPT 2"	NPT 2"	36 - 39	89	24	68	-	68	2	823.951.0	78,4
NPT 2"	NPT 2"	39 - 42	89	24	68	-	68	2	823.952.0	78,4
NPT 2"	NPT 2"	42 - 45	89	24	68	-	68	2	823.953.0	78,4
NPT 2.1/2"	NPT 2.1/2"	45 - 48	104	28	80	-	80	1	823.954.0	112,4
NPT 2.1/2"	NPT 2.1/2"	48 - 51	104	28	80	-	80	1	823.955.0	112,4
NPT 2.1/2"	NPT 2.1/2"	51 - 54	104	28	80	-	80	1	823.956.0	112,4
NPT 3"	NPT 3"	54 - 58	111	28	102	-	100	1	823.957.0	223,5
NPT 3"	NPT 3"	58 - 62	111	28	102	-	100	1	823.958.0	223,5

BNC, Pg, IECEX-ATEX barrier adapter fitting, nickel plated brass, EPDM and epoxy seal (-40 °C till +100 °C)



THREAD OUTER PG	THREAD INNER NPT	CLAMPING RANGE (MM)	DIMENSIONS IN MM					STANDARD PACKAGE	ARTICLE NUMBER	WEIGHT (KG/100)
			A	B	C	D	E			
Pg 11	NPT 1/2"	5,5 - 8	63	15	32	-	30	10	823.611.0	17,4
Pg 13,5	NPT 1/2"	5,5 - 8	63	15	32	-	30	10	823.612.0	17,4
Pg 13,5	NPT 1/2"	8 - 10,5	63	15	32	-	30	10	823.613.0	17,4
Pg 13,5	NPT 1/2"	10,5 - 13	63	15	32	-	30	10	823.614.0	17,4
Pg 16	NPT 3/4"	10,5 - 13	63	15	36	-	35	5	823.615.0	20,6
Pg 16	NPT 3/4"	13 - 15,5	63	15	36	-	35	5	823.618.0	20,6
Pg 16	NPT 3/4"	15,5 - 18	63	15	36	-	35	5	823.619.0	20,6
Pg 21	NPT 1"	15 - 18	76	15	45	-	42	5	823.623.0	35,6
Pg 21	NPT 1"	18 - 21	76	15	45	-	42	5	823.624.0	35,6
Pg 21	NPT 1"	21 - 24	76	15	45	-	42	5	823.625.0	35,6
Pg 29	NPT 1.1/4"	21 - 24	81	17	50	-	48	2	823.629.0	43,1
Pg 29	NPT 1.1/4"	24 - 27	81	17	50	-	48	2	823.630.0	43,1
Pg 29	NPT 1.1/4"	27 - 30	81	17	50	-	48	2	823.631.0	43,1
Pg 36	NPT 1.1/2"	30 - 33	81	17	57	-	55	2	823.643.0	56,8
Pg 36	NPT 1.1/2"	33 - 36	81	17	57	-	55	2	823.644.0	56,8
Pg 48	NPT 2"	36 - 39	83	18	68	-	68	2	823.651.0	78,4
Pg 48	NPT 2"	39 - 42	83	18	68	-	68	2	823.652.0	78,4
Pg 48	NPT 2"	42 - 45	83	18	68	-	68	2	823.653.0	78,4